



ORMED MIS™ Decision Support

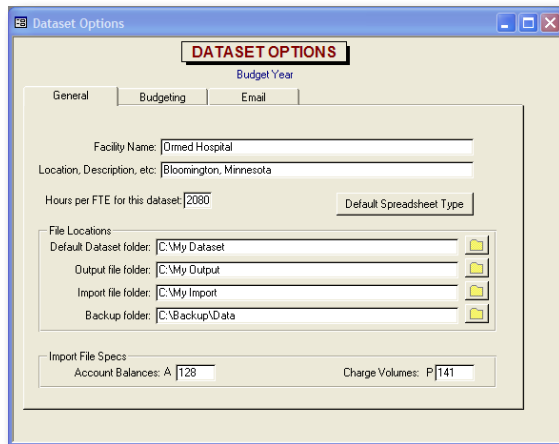
Budgeting: Total Control Over Your Budgeting Process

No Nonsense Budgeting

- Create a budget quickly and easily using industry-standard best practices
- Make percentage changes by account, position, statistic, volumes
- Budget salaries by account, position, and employee
- In-depth reporting by department, manager, reporting group, or facility
- Multiple budgeting datasets available with the ability to view any three on the screen together
- Flexible and easy to use
- Detailed help with a single F1 key press

Flexible Dataset Customization

Not every organization fits neatly into 12 month fiscal years and standard FTE hours, but regardless of whether or not your organization fits, Ormed Budgeting has you covered. Completely customize budgeting datasets per your organization's needs, whether typical or non-standard hassle-free.



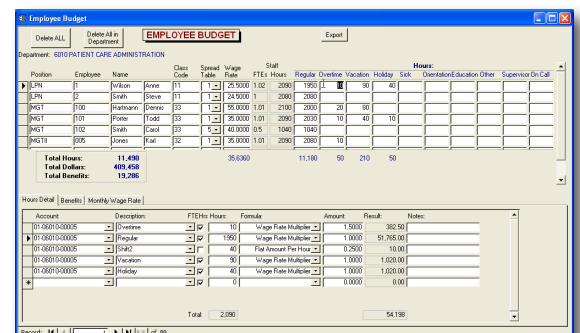
Tailor datasets to your needs

- Define hours per full-time employee and number of periods per fiscal year
- Choose from a variety of default export file types, and export files to e-mail addresses
- Import budget data from various file types or directly from other Ormed applications
- Datasets may represent a quarter, month, year, 13 periods or any period based on facility needs

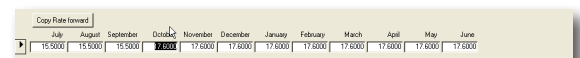
Detailed Staff Budgeting

Ormed Budgeting allows you to budget your salaries by department at three levels: account, position and employee. You can start at the most detailed employee level which will roll up into position then account, or you can start by position.

- Budget in detail by vacation, overtime, sick, holiday, etc.
- Spread hours and dollars monthly by up to 999 user defined tables e.g. Days of the month, equal to each month, all to one month, etc.
- Adjust the hourly rate monthly to ensure an accurate monthly budget variance
- Automatically calculate benefits based on salary dollars, hours or a flat amount
- Budget relief hours easily for holiday, sick, vacation, etc.
- Budget as variable, fixed or a combination
- Vary each account by up to 9 statistics per department



Employee Budget sheet



Monthly Wage Rates

Comprehensive Non-Labor Budgeting

Ormed Budgeting allows you to budget your non-salary accounts by department by account detail.

- Break each account into its detailed components using information from purchasing
- Budget as variable, fixed or a combination
- Vary each account by up to 9 statistics per department
- Spread each component monthly by up to 999 user defined tables e.g. *Days of the month, equal to each month, all to one month, etc.*

Description/Name	Spread Table	Dollars:		Variable with:			
		Fixed	Pt. Day	RN Hrs	Aide Hrs	Unit Hrs	Obser Pt.
Bandages	2	0	500	0	0	0	100
Gauze	2	0	1900	0	0	0	500
Gloves	2	0	3000	0	0	0	500
Masks	2	0	200	0	0	0	50
Other Patient	2	0	50000	0	0	0	10000
*	1	0	0	0	0	0	0

Total Dollars: 66,750 0 55,600 0 0 0 11,150

Detail your non-salary accounts

Capital Budgeting

Create your capital budget quickly and easily while budgeting for your depreciation and amortization expense

- Create a detailed capital budget by department
- Choose a start date and generate monthly depreciation expense
- Mark approved or save the item for next year

Month	July	August	September	October	November	December	January	February	March
Amount	0.00	0.00	2,500.00	2,500.00	2,500.00	2,500.00	2,500.00	2,500.00	2,500.00

Create a capital budget

Modeling/ "What if" Analysis

Ormed has added extensive modeling capabilities to the budgeting process. Start with last year's budget, 6 months of this year's actual, last year's actual. Modify the data to bring it up to a good starting point for your budget or simply take your current budget and run different budgeting scenarios.

- Globally change accounts by account class
- Adjust fixed and variable portions of accounts individually
- Model individual departments
- Modify wage rates or hours by account type or position
- Make inflationary changes and project your budgets for the next (*any amount*) years
- Globally change charge item volumes, prices or other statistics
- View any three scenarios (*actual, budget 1, last year's budget*) on the screen at once

Level	Rate by:	Adjust Level Fixed by:	Variable by:
Clinical	300%	0.0000	0.0000
LPN	4.0000	0.0000	0.0000
Mgmt	-2.0000	0.0000	0.0000
Nurs Supp	3.0000	0.0000	0.0000
RN	5.0000	0.0000	0.0000
Tech	2.5000	0.0000	0.0000

Quick and easy modeling

Flexible Budgeting

Ormed understands that not everything that will happen can be predicted when making a static budget. The budgeting module allows you to report not only on a static budget but also to flex your static budget and review your variances based on the new statistics.

- Actual balances and statistics are imported each month
- Budgeted account amounts are adjusted based on volume and intensity of services provided
- Current period and year-to-date variance are produced based on the new flexed budget
- Efficiency (*whether you used more or less hours than projected*) and rate (*whether the rate you actually paid was more or less than budgeted for*) variances are provided for all labor accounts





Current Period: September

6021 MEDICAL UNIT

	September				Year To Date			
	Budget	Actual	Variance	Percent	Budget	Actual	Variance	Percent
1 Patient Day	545	506	(39)	-7.2%	1,537	1,698	161	10.5%
2 RN Hours	3,190	2,920	(270)	-8.5%	8,990	9,839	849	9.4%
3 Aide Hours	1,167	1,083	(84)	-7.2%	3,289	3,635	346	10.5%
4 Time on Unit	13,559	12,460	(1,099)	-8.1%	38,213	41,936	3,723	9.7%
5 Observation Patient	79	53	(26)	-32.9%	223	199	(24)	-10.8%

		Projected Budget	Volume Adjustment	Flexed Budget	Actual Expense	Total Variance	% Var	Efficiency Variance	Rate Variance
01-06021-00004	CP	99,873	(12,466)	87,507	98,729	(11,222)	-12.8%	(1,175)	(10,047)
MEDICAL RN SALARIES	YTD	285,739	5,803	291,542	280,742	10,800	3.7%	23,101	(12,299)
01-06021-00005	CP	7,581	(891)	6,690	9,002	(2,312)	-34.6%	(1,875)	(437)
MEDICAL LPN SALARIES	YTD	21,757	1,942	23,699	25,368	(1,669)	-7.0%	(555)	(1,114)
01-06021-00006	CP	12,276	(1,561)	10,715	11,920	(1,205)	-11.2%	306	(1,511)
MEDICAL NURS SUPPORT	YTD	34,876	(1,148)	33,728	33,886	(158)	-0.5%	2,406	(2,564)
01-06021-00008	CP	0	0	0	0	0	0.0%	0	0
MEDICAL CLERICAL SAL	YTD	0	0	0	0	0	0.0%	0	0
01-06021-00016	CP	7,256	(848)	6,408	8,197	(1,789)	-27.9%		
MEDICAL FICA	YTD	20,828	4,591	25,419	24,479	940	3.7%		
01-06021-00031	CP	98	0	98	114	(16)	-16.3%		
COMPUTER HARDWARE/S	YTD	294	6	300	316	(16)	-5.3%		
01-06021-00032	CP	906	(126)	780	748	32	4.1%		
OFFICE & ADMINISTRAT	YTD	2,556	43	2,599	2,326	273	10.5%		

1 | > | < | << | >>

Flex your budget

Integrates Easily With Your Organization

Ormed Budgeting interfaces to all necessary systems; interfaces for ledgers, payroll, accounts receivable, medical records, and more are included.

Very little manual data entry is required!

Learn More

Additional information about Ormed Cost Accounting and Budgeting, the ORMED MIS software solution, the ORMED X e-commerce web portal, and other Ormed healthcare applications are available upon request.





ORMED INFORMATION SYSTEMS INC./LTD.

126, 10800 Lyndale Ave. S, Bloomington, MN USA 55420
1453 - 91 Street SW, Edmonton, AB Canada T6X 0W8

www.ormed.com **780.482.7200** info@ormed.com

Toll-free US: 888.468.3519 Toll-free CA: 888.464.3172

© Ormed Information Systems Ltd. All rights reserved. June 2011.

ORMED MIS, ORMED X, and ORMED X Easy Pay are trademarks of Ormed Information Systems Ltd.

All other trademarks are the property of their respective owners.

ORMED
SMART BUSINESS • SMART SOFTWARE